


# XpoLog Apps

An XpoLog App is a container that contains one or more dashboards. Each dashboard in the App is used to display visual or textual information from the logs that exist in the XpoLog environment.

Apps and Dashboards simplify and expedite analysis of an Application or Environment. The Dashboards provide live visualization of the data to quickly expose and understand faults and outages.

XpoLog has an engine that enables customizing multiple dashboards. For example, four dashboards can be defined under an App one for displaying application problems, performance problems, network issues, and security.

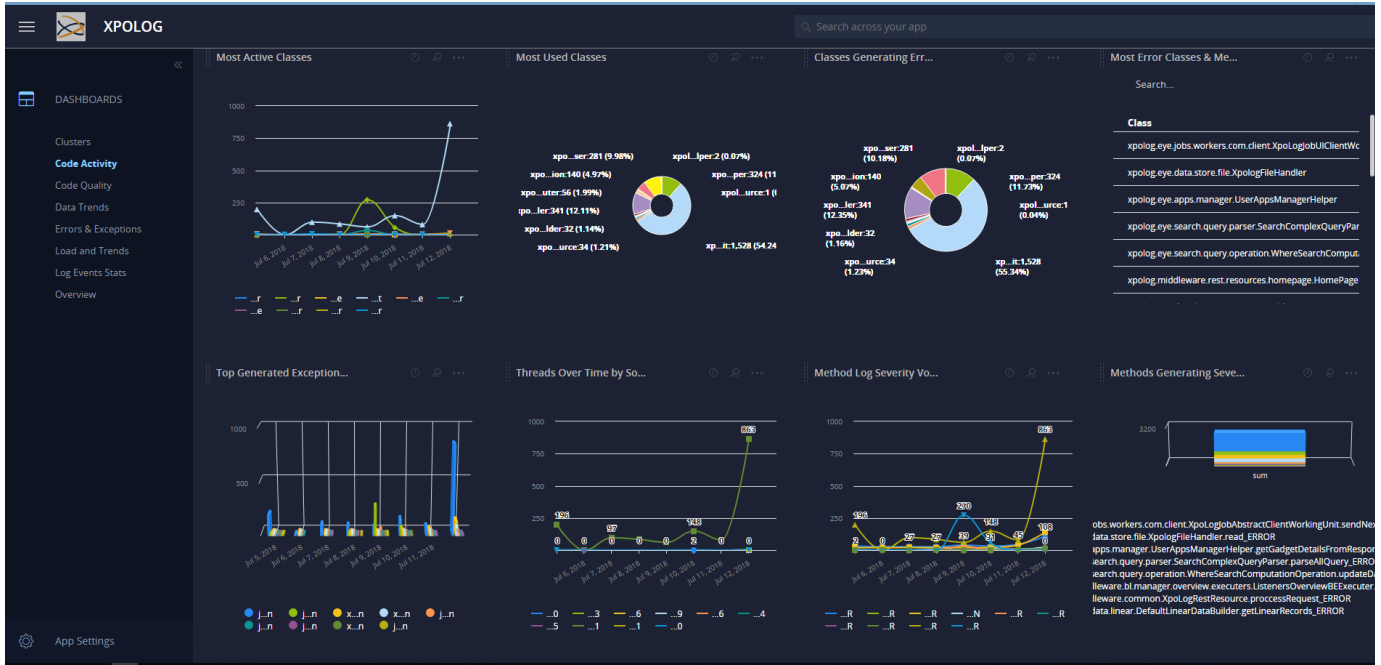


Click the App that you wish to view its Dashboards. You can filter the list of available Apps by typing the name of the App in the search area



or sort the displayed Apps list by name, recently viewed or most viewed by simply clicking the desired option on the left menu.

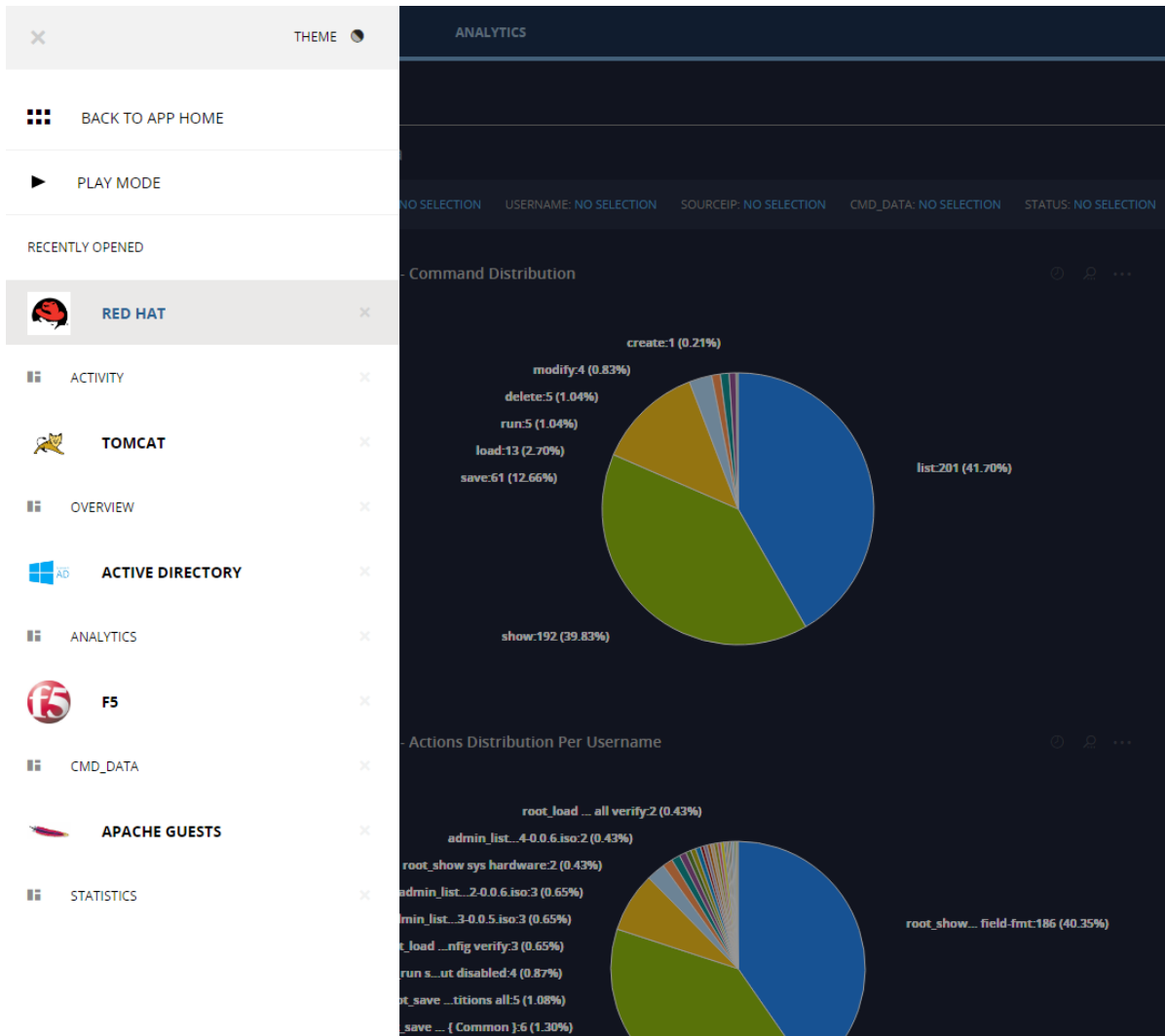
Once an App is opened, the default dashboard is displayed and all the Apps dashboards are available to be view from the left panel:




XpoLog allows to open multiple Apps/Dashboards in a white or black theme. Click the



icon to change theme, play recently opened dashboards and navigate between recently opened Apps/Dashboards:



Applications and dashboards can be easily added to XpoLog - click the Apps tab to open the Apps console.



XpoLog Custom Apps - create any application and dashboard on your data using XpoLog visualization tools.

XpoLog Apps Marketplace - select out of the box applications, a predefined set of dashboards, made for you by XpoLog team for a quick and easy deployment of known system applications.

See [Admin Guide](#) for more information.